

# WeatherMation LIVE

## Reset User Password

Version 2.2

20/09/2022



**Envirodata Australia Pty Ltd**  
**42-44 Percy Street Warwick**  
**Queensland 4370 Australia**  
**Phone: (07) 4661 4699**  
**Fax: (07) 4661 2485**  
**International Phone: +61 7 4661 4699**  
**International Fax: +61 7 4661 2485**  
**Email: sales@envirodata.com.au**

<http://www.envirodata.com.au>

Material in this handbook is Copyright.  
All rights reserved by the publishers.  
No reproduction without the prior permission of the publishers.



## Table of Contents

Introduction .....	2
1. User Maintenance and Password Reset - Specific Menu Options.....	4
1. Resetting your OWN Password.....	5
2. Forgotten your Password.....	7
3. Forgotten the ADMINISTRATOR Password .....	7

## Introduction

Envirodata's WeatherMation software has been developed to download, display and respond to the weather data from your weather stations, automatically.

You can control your users using the WeatherMation Live Website. You can add or deactivate users or update their details.

## Using the System

Go to [www.weathermation.net.au](http://www.weathermation.net.au)

You will see the Login Page – please enter your User Name and Password that were provided to you.

You can click the “Remember Me” checkbox to remember your login details – this will mean in future; you are automatically logged into the system. Please note you will need to have cookies enabled in your browser for this to work.

Click on the Login button to access the system

(If you need to change your password, click on the Reset Password button)

Live Data ▶ Historical Data ▶ Forecast Data ▶ Tools ▶ Guides ▶ Help ▶ Login

### WeatherMation LIVE Login

User Name

Password

Remember Me

Login

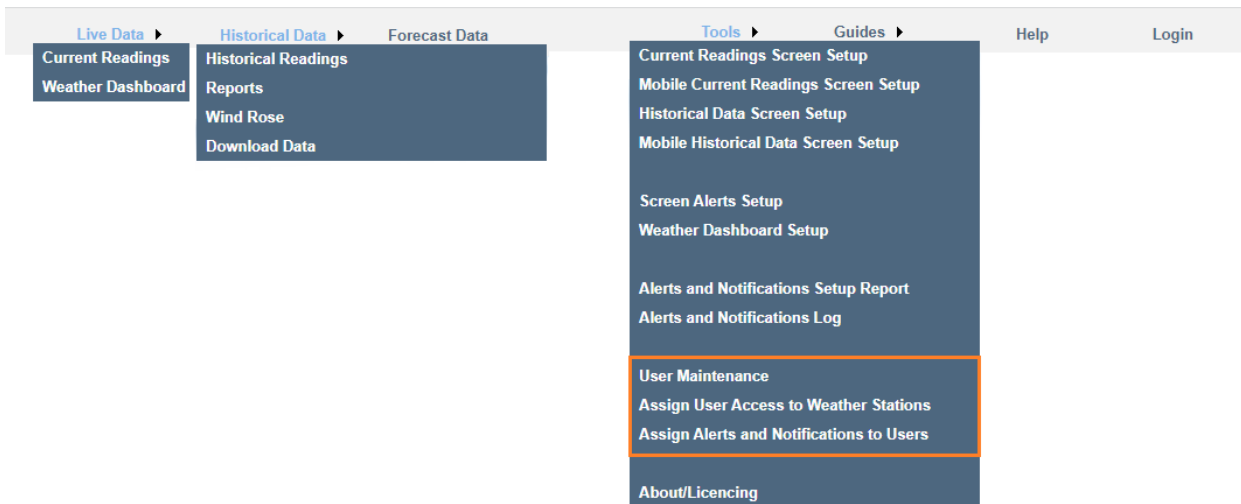
Reset Password

Enviromdata  
WEATHER STATION SPECIALISTS  
© Enviromdata 2014 - 2021 October

# 1. User Maintenance and Password Reset - Specific Menu Options

- **Tools**

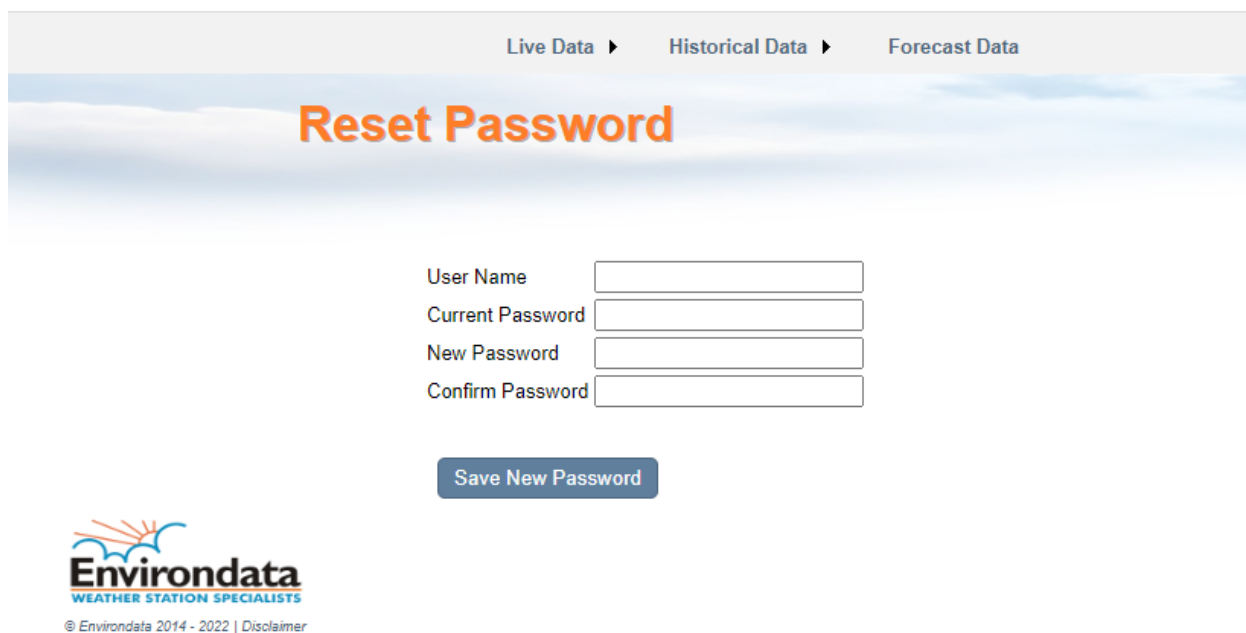
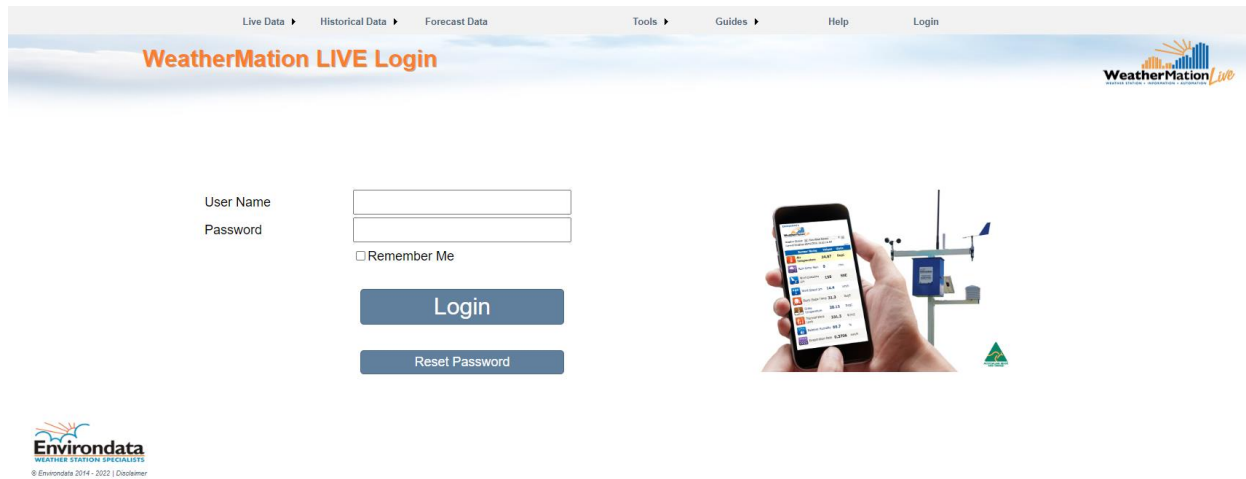
- **User Maintenance** – Add or Remove users, update User details like phone number and e-mail address. ONLY available if you have user administration access.
- **Assign Users Access to Weather Stations** – You can control which users have access to which stations. ONLY available if you have user administration access.  
*Refer to [WMA\\_041\\_Assiging\\_Users\\_To\\_Stations.pdf](#) for details on how to Assign User Access to Weather Stations.*
- **Assign Alerts and Notifications to Users Stations** – You can control which users receive which Alerts or Notifications. ONLY available if you have user administration access.  
*Refer to [WMA\\_023\\_Assigning\\_Alerts.pdf](#) for details on how to Assign Alerts and Notifications to Users.*



# 1. Resetting your OWN Password

There are 2 options to reset your own password

- On the Login Screen – click the Reset Password button



- Enter your User Name and Current Password and then enter your new password twice.
- Click Save New Password to continue to Login Screen.

- Click on Tools and User Maintenance.

Live Data | Historical Data | Forecast Data | Tools | Guides | Help | Logout

## User Maintenance

Current Licence - Active Users allowed 10  
Current Active Users 4  
 Display ONLY Active Users  
User:

User: Environdata Test

### User Details

Display Name:   
User Name:

Password:   
Confirm Password:

Active User  
 Generic User  
 View Only User  
 Company Contact Person

Website Access  
 Reports and Graphs  
 Configuration  
 Update Users and Passwords

SMS Number:   
Email:

Default Web Page:   
Default Mobile Page:   
Default Weather Station:

### Assign User Access to Weather Stations

AHLU and DeltaT  
 New Firmware Test 215  
 Office Parkies  
 ST KILDA HARBOUR

### Do Not Contact Details

N/A | --:-- | --:--  
 Sunday  Monday  Tuesday  Wednesday  
 Thursday  Friday  Saturday  
 Do Not Send:

Sunday  Monday  Tuesday  Wednesday  
 Thursday  Friday  Saturday  
 Do Not Send:

dd/mm/yyyy and dd/mm/yyyy  
 (Including Selected Dates)  
 Do Not Send:

If there were Alerts during 'Do not Contact' times - notify user via:

- Enter your new Password in the 2 password fields and click Save User Details.

## 2. Forgotten your Password

- Your company's ADMINISTRATOR can reset your password by going to the Tools, User Maintenance screen.

The screenshot displays the 'User Maintenance' interface for 'WeatherMation Live'. The user being managed is 'Environdata Test'. The interface is divided into several sections:

- User Details:** Includes fields for Display Name (Environdata Test), User Name (ENVRONDATA.TEST), Password, and Confirm Password. There are checkboxes for 'Active User', 'Generic User', 'View Only User', and 'Company Contact Person'. A 'Website Access' section has checkboxes for 'Website Access', 'Reports and Graphs', 'Configuration', and 'Update Users and Passwords'. There are also fields for 'SMS Number' and 'Email'.
- Default Pages:** Fields for 'Default Web Page', 'Default Mobile Page', and 'Default Weather Station'.
- Assign User Access to Weather Stations:** A list of stations with checkboxes: 'AHLU and Delta T', 'New Firmware Test 215', 'Office Parkies', and 'ST KILDA HARBOUR'. There are 'Select All' and 'Unselect All' buttons.
- Do Not Contact Details:** A section for scheduling 'Do Not Contact' times. It includes a dropdown for 'N/A', date pickers, and checkboxes for days of the week (Sunday, Monday, Tuesday, Wednesday, Thursday, Friday, Saturday). There is also an 'SMS' dropdown and a note: 'If there were Alerts during "Do not Contact" times - notify user via Nothing'.

At the top right, there are buttons for 'Download List of Users' and 'Download Login Activity'. At the bottom, there are buttons for 'Save User Details', 'Create New User', and 'Deactivate User'.

- Select the user you'd want to reset
- Enter your new Password in the 2 password fields and click Save User Details.

## 3. Forgotten the ADMINISTRATOR Password

- Please contact Environdata and we can reset your password for you.